



Industrial gas detector series

ING7/INE7



The detectors from the INDUSTRIAL series are manufactured using the most modern reflow and SMT construction techniques. They use the latest generation of microprocessor technology to deliver fast response and ensure accuracy and reliability. The sensitive element is connected to an interchangeable device component which allows installers to replace the sensor cap (the part susceptible to wear and tear) without needing to recalibrate the device. The complete product line includes a wide array gas leak detectors, all available in explosionproof or dustproof enclosures to satisfy even the most exacting requirements. During the installation phase or maintenance sessions, you can interface INDUSTRIAL series detectors with a PC or Android Smartphone (via an INA55-701 interface in order to configure the parameters, change the intervention thresholds, check the gas-level readings and/or simulate alarm, pre-alarm and fault conditions).



ING7

ING7 - Detector in IP55 enclosure

Detector housed in an IP55 protection rated dustproof metal enclosure.

The sensitive element is located on the underside of the detector and is protected by stainless steel mesh. The sensor cap can be easily and cost-efficiently replaced at the end of its functional life (3 years in favourable environments with no polluting agents) without any need of dismantling the detector.



INE7

INE7 - Detector in explosionproof enclosure

II 2G Ex d IIC T6 ATEX certified detector in explosionproof enclosure; the electronic circuitry housing is made from diecast aluminium suitable for installation in classified areas.

The sensitive element is housed in an AISI 303 stainless steel, chromed brass enclosure, coated with approved resin and is located on the underside of the aluminium enclosure.

The sensitive element is protected by a synthesized steel powder disc.

The sensor cap can be easily and cost-efficiently replaced at the end of its functional life (3 years in favourable environments with no polluting agents) without any need of dismantling the detector.



INE7T

INE7T - Detector in explosionproof enclosure with LCD display touchscreen

As the INE7 version, this model is 2G Ex d IIC T6 ATEX certified detector in explosionproof enclosure but with an LCD display touchscreen. This allows to maintain, test and supervise the detector without opening it, which is crucial for safety in hazardous area. All the calibration and verification operations are available without any connection with external equipments and can be carried on with explosionproof enclosure closed and in safe conditions.

- Selectable delays from 0 to 240 seconds for each individual threshold.
- Reading compensation system in accordance with ambient temperature.
- Replacement of sensor cap directly on-site without need of titrated gas canisters.
- Connection to PC or Android SmartPhone (via INA55-700 interface) for threshold, filter and delay settings, real-time Value Readings and simulation of alarm, pre-alarm and fault conditions.

Orders for Detectors must specify not only the type of enclosure, but also the type of gas, the technology of the sensitive element and the type of output interface. Following is a schematic representation of the order codes.

IN Suffix	IN
G = IP55 enclosure / E = ATEX enclosure	h
Industrial series (7)	7
Type of GAS (see table 1)	nn
Detector technology (see table 2)	t
Display LCD touchscreen	T
Hyphen	-
Type of interface (see table 3)	ii

INDUSTRIAL RANGE GAS DETECTION GAS DETECTION



TABLE 1

Code nn	Gas detected	Pre-set Pre-alarm/Alarm thresholds	Range
00	Methane (CH4)	15/30 % L.E.L.	0 - 100% L.E.L.
01C/01P	Special Gas (see Order Code Table)	15/30 % L.E.L.	0 - 100% L.E.L.
01H	Nitrogen dioxide (NO2)	5 / 10 ppm	0 - 20 ppm
01IR	Carbon dioxide (CO2) / Butane (C4H10)	1000 / 2000 ppm, 4000 / 8000 ppm 10000 / 20000 ppm	0 - 10000 ppm 0 - 30000 ppm
02	Petrol fumes	15/30 % L.E.L.	0 - 100% L.E.L.
03	Carbon monoxide (CO)	100 / 200 PPM	0 - 500 ppm
04	Hydrogen (H2)	15/30 % L.E.L.	0 - 100% L.E.L.
05	LPG (Liquid Petroleum Gas)	15/30 % L.E.L.	0 - 100% L.E.L.
06	Propane	15/30 % L.E.L.	0 - 100% L.E.L.
07	Ammonia (NH3)	100 / 200 PPM	0 - 500 ppm
08	Ammonia (NH3)	1000 / 2000 PPM	0 - 2000 ppm
09	Acetylene	15/30 % L.E.L.	0 - 100% L.E.L.
10	Oxygen (Excess)	24% / 27%	21 - 42% volume
11	Oxygen (Lack)	18% / 15%	21 - 0% volume


TABLE 2


Code t	Technology of sensitive element of detector
S	Semiconductor
C	Catalytic
P	Pellistor
H	Electrochemical cell
IR	Infrared


TABLE 3


Code ii	Type of interface
RL	3 Relays (Alarm, Pre-alarm and fault)
AS-C	Connection with conventional line (provides Pre-alarm, Alarm, Fault signalling. One detector only per line)
AS-M	Connection for addressable Input module - Inim model EM312SR
42	4-20 mA module
LE	Direct connection to Inim Loop
MB	MODBUS


Order Code Table

	DETECTOR WITH SEMICONDUCTOR SENSITIVE ELEMENT IN IP55 ENCLOSURE						Suitable for environments with clean and dry air	
	42	RL	AS-M	AS-C	LE	MB	Replacement sensor	
	4-20 mA	Relay	For connection to INIM addressable modules	For connection to SmartLine conventional control panels	Direct connection to INIM loops	For MODBUS connection		
Methane	ING700S-42	ING700S-RL	ING700S-AS-M	ING700S-AS-C	ING700S-LE	ING700S-MB	INRG-700S	
Special Gases*	ING701S-42	ING701S-RL	ING701S-AS-M	ING701S-AS-C	ING701S-LE	ING704S-MB	INRG-701S	
Petrol fumes	ING702S-42	ING702S-RL	ING702S-AS-M	ING702S-AS-C	ING702S-LE	ING705S-MB	INRG-702S	
Hydrogen	ING704S-42	ING704S-RL	ING704S-AS-M	ING704S-AS-C	ING704S-LE	ING706S-MB	INRG-704S	
LPG	ING705S-42	ING705S-RL	ING705S-AS-M	ING705S-AS-C	ING705S-LE	ING707S-MB	INRG-705S	
Propane	ING706S-42	ING706S-RL	ING706S-AS-M	ING706S-AS-C	ING706S-LE	ING708S-MB	INRG-706S	
Ammonia (500 PPM)	ING707S-42	ING707S-RL	ING707S-AS-M	ING707S-AS-C	ING707S-LE		INRG-707S	
Ammonia (2000 PPM)	ING708S-42	ING708S-RL	ING708S-AS-M	ING708S-AS-C	ING708S-LE		INRG-708S	

DETECTOR WITH SEMICONDUCTOR SENSITIVE ELEMENT IN ATEX ENCLOSURE					Suitable for environments with clean and dry air		
	42	RL	AS-M	AS-C	LE	MB	Replacement sensor
	4-20 mA	Relay	For connection to INIM addressable modules	For connection to SmartLine conventional control panels	Direct connection to INIM loops	For MODBUS connection	
Methane	INE700S-42	INE700S-RL	INE700S-AS-M	INE700S-AS-C	INE700S-LE	INE700S-MB	INRE-700S
Hydrogen	INE704S-42	INE704S-RL	INE704S-AS-M	INE704S-AS-C	INE704S-LE	INE704S-MB	INRE-704S
LPG	INE705S-42	INE705S-RL	INE705S-AS-M	INE705S-AS-C	INE705S-LE	INE705S-MB	INRE-705S
Propane	INE706S-42	INE706S-RL	INE706S-AS-M	INE706S-AS-C	INE706S-LE	INE706S-MB	INRE-706S
Ammonia (500 PPM)	INE707S-42	INE707S-RL	INE707S-AS-M	INE707S-AS-C	INE707S-LE	INE707S-MB	INRE-707S
Ammonia (2000 PPM)	INE708S-42	INE708S-RL	INE708S-AS-M	INE708S-AS-C	INE708S-LE	INE708S-MB	INRE-708S
Acetylene	INE709S-42	INE709S-RL	INE709S-AS-M	INE709S-AS-C	INE709S-LE	INE709S-MB	INRE-709S

DETECTORS WITH SENSITIVE CATALYTIC ELEMENT IN IP55 ENCLOSURE					Suitable for environments with light pollution		
	42	RL	AS-M	AS-C	LE	MB	Replacement sensor
	4-20 mA	Relay	For connection to INIM addressable modules	For connection to SmartLine conventional control panels	Direct connection to INIM loops	For MODBUS connection	
Methane	ING700C-42	ING700C-RL	ING700C-AS-M	ING700C-AS-C	ING700C-LE	ING700C-MB	INRG-700C
Special Gases*	ING701C-42	ING701C-RL	ING701C-AS-M	ING701C-AS-C	ING701C-LE	ING701C-MB	INRG-701C
Petrol fumes	ING702C-42	ING702C-RL	ING702C-AS-M	ING702C-AS-C	ING702C-LE	ING702C-MB	INRG-702C
Hydrogen	ING704C-42	ING704C-RL	ING704C-AS-M	ING704C-AS-C	ING704C-LE	ING704C-MB	INRG-704C
LPG	ING705C-42	ING705C-RL	ING705C-AS-M	ING705C-AS-C	ING705C-LE	ING705C-MB	INRG-705C
Propane	ING706C-42	ING706C-RL	ING706C-AS-M	ING706C-AS-C	ING706C-LE	ING706C-MB	INRG-706C
Acetylene	ING709C-42	ING709C-RL	ING709C-AS-M	ING709C-AS-C	ING709C-LE	ING709C-MB	INRG-709C


DETECTORS WITH SENSITIVE CATALYTIC ELEMENT IN ATEX ENCLOSURE					Suitable for environments with light pollution		
	42	RL	AS-M	AS-C	LE	MB	Replacement sensor
	4-20 mA	Relay	For connection to INIM addressable modules	For connection to SmartLine conventional control panels	Direct connection to INIM loops	For MODBUS connection	
Methane	INE700C-42	INE700C-RL	INE700C-AS-M	INE700C-AS-C	INE700C-LE	INE700C-MB	INRE-700C
Special Gases*	INE701C-42	INE701C-RL	INE701C-AS-M	INE701C-AS-C	INE701C-LE	INE701C-MB	INRE-701C
Petrol fumes	INE702C-42	INE702C-RL	INE702C-AS-M	INE702C-AS-C	INE702C-LE	INE702C-MB	INRE-702C
Hydrogen	INE704C-42	INE704C-RL	INE704C-AS-M	INE704C-AS-C	INE704C-LE	INE704C-MB	INRE-704C
LPG	INE705C-42	INE705C-RL	INE705C-AS-M	INE705C-AS-C	INE705C-LE	INE705C-MB	INRE-705C
Propane	INE706C-42	INE706C-RL	INE706C-AS-M	INE706C-AS-C	INE706C-LE	INE706C-MB	INRE-706C
Acetylene	INE709C-42	INE709C-RL	INE709C-AS-M	INE709C-AS-C	INE709C-LE	INE709C-MB	INRE-709C


DETECTORS WITH PELLISTOR SENSITIVE ELEMENT IN IP55 ENCLOSURE					Suitable for polluted environments		
	42	RL	AS-M	AS-C	LE	MB	Replacement sensor
	4-20 mA	Relay	For connection to INIM addressable modules	For connection to SmartLine conventional control panels	Direct connection to INIM loops	For MODBUS connection	
Methane	ING700P-42	ING700P-RL	ING700P-AS-M	ING700P-AS-C	ING700P-LE	ING700P-MB	INRG-700P
Special Gases*	ING701P-42	ING701P-RL	ING701P-AS-M	ING701P-AS-C	ING701P-LE	ING701P-MB	INRG-701P
Petrol fumes	ING702P-42	ING702P-RL	ING702P-AS-M	ING702P-AS-C	ING702P-LE	ING702P-MB	INRG-702P
Hydrogen	ING704P-42	ING704P-RL	ING704P-AS-M	ING704P-AS-C	ING704P-LE	ING704P-MB	INRG-704P
LPG	ING705P-42	ING705P-RL	ING705P-AS-M	ING705P-AS-C	ING705P-LE	ING705P-MB	INRG-705P
Propane	ING706P-42	ING706P-RL	ING706P-AS-M	ING706P-AS-C	ING706P-LE	ING706P-MB	INRG-706P
Acetylene	ING709P-42	ING709P-RL	ING709P-AS-M	ING709P-AS-C	ING709P-LE	ING709P-MB	INRG-709P


* Special gases list (verify if available):
Methanol (methyl alcohol), Pentane, Heptane, Ethyl acetate, Ethylene, Ethanol (Ethyl alcohol), Butane, Exane, iso-Butane.

INDUSTRIAL RANGE GAS DETECTION GAS DETECTION



DETECTOR WITH PELLISTOR SENSITIVE ELEMENT IN ATEX ENCLOSURE					Suitable for polluted environments		
	42	RL	AS-M	AS-C	LE	MB	Replacement sensor
	4-20 mA	Relay	For connection to INIM addressable modules	For connection to SmartLine conventional control panels	Direct connection to INIM loops	For MODBUS connection	
Methane	INE700P-42	INE700P-RL	INE700P-AS-M	INE700P-AS-C	INE700P-LE	INE700P-MB	INRE-700P
Special Gases*	INE701P-42	INE701P-RL	INE701P-AS-M	INE701P-AS-C	INE701P-LE	INE701P-MB	INRE-701P
Petrol fumes	INE702P-42	INE702P-RL	INE702P-AS-M	INE702P-AS-C	INE702P-LE	INE702P-MB	INRE-702P
Hydrogen	INE704P-42	INE704P-RL	INE704P-AS-M	INE704P-AS-C	INE704P-LE	INE704P-MB	INRE-704P
LPG	INE705P-42	INE705P-RL	INE705P-AS-M	INE705P-AS-C	INE705P-LE	INE705P-MB	INRE-705P
Propane	INE706P-42	INE706P-RL	INE706P-AS-M	INE706P-AS-C	INE706P-LE	INE706P-MB	INRE-706P
Acetylene	INE709P-42	INE709P-RL	INE709P-AS-M	INE709P-AS-C	INE709P-LE	INE709P-MB	INRE-709P


DETECTOR WITH PELLISTOR SENSITIVE ELEMENT IN ATEX ENCLOSURE WITH LCD TOUCHSCREEN DISPLAY					Suitable for polluted environments		
	42	RL	AS-M	AS-C	LE	MB	Replacement sensor
	4-20 mA	Relay	For connection to INIM addressable modules	For connection to SmartLine conventional control panels	Direct connection to INIM loops	For MODBUS connection	
Methane	INE700PT-42	INE700PT-RL	INE700PT-AS-M	INE700PT-AS-C	INE700PT-LE	INE700PT-MB	INRE-700P
Special Gases*	INE701PT-42	INE701PT-RL	INE701PT-AS-M	INE701PT-AS-C	INE701PT-LE	INE701PT-MB	INRE-701P
Petrol fumes	INE702PT-42	INE702PT-RL	INE702PT-AS-M	INE702PT-AS-C	INE702PT-LE	INE702PT-MB	INRE-702P
Hydrogen	INE704PT-42	INE704PT-RL	INE704PT-AS-M	INE704PT-AS-C	INE704PT-LE	INE704PT-MB	INRE-704P
LPG	INE705PT-42	INE705PT-RL	INE705PT-AS-M	INE705PT-AS-C	INE705PT-LE	INE705PT-MB	INRE-705P
Propane	INE706PT-42	INE706PT-RL	INE706PT-AS-M	INE706PT-AS-C	INE706PT-LE	INE706PT-MB	INRE-706P
Acetylene	INE709PT-42	INE709PT-RL	INE709PT-AS-M	INE709PT-AS-C	INE709PT-LE	INE709PT-MB	INRE-709P


DETECTORS WITH ELECTROCHEMICAL CELL TYPE SENSITIVE ELEMENT IN IP55 ENCLOSURE				Suitable for toxic gas detection (measuring in ppm)			
	42	RL	AS-M	AS-C	LE	MB	Replacement sensor
	4-20 mA	Relay	For connection to INIM addressable modules	For connection to SmartLine conventional control panels	Direct connection to INIM loops	For MODBUS connection	
Nitrogen dioxide	ING701H-42	ING701H-RL	ING701H-AS-M	ING701H-AS-C	ING701H-LE	ING701H-MB	INRG-701H
Carbon monoxide	ING703H-42	ING703H-RL	ING703H-AS-M	ING703H-AS-C	ING703H-LE	ING703H-MB	INRG-703H
Ammonia (500 PPM)	ING707H-42	ING707H-RL	ING707H-AS-M	ING707H-AS-C	ING707H-LE	ING707H-MB	INRG-707H
Ammonia (2000 PPM)	ING708H-42	ING708H-RL	ING708H-AS-M	ING708H-AS-C	ING708H-LE	ING708H-MB	INRG-708H
Oxygen (Excess)	ING710H-42	ING710H-RL	ING710H-AS-M	ING710H-AS-C	ING710H-LE	ING710H-MB	INRG-710H
Oxygen (Defect)	ING711H-42	ING711H-RL	ING711H-AS-M	ING711H-AS-C	ING711H-LE	ING711H-MB	INRG-711H
Acetylene	INE709PT-42	INE709PT-RL	INE709PT-AS-M	INE709PT-AS-C	INE709PT-LE	INE709PT-MB	INRE-709P


* Special gases list (verify if available):


Methanol (methyl alcohol), Pentane, Heptane, Ethyl acetate, Ethylene, Ethanol (Ethyl alcohol), Butane, Exane, iso-Butane.

FIRE ALARM AND EXTINGUISHING SYSTEMS

DETECTORS WITH ELECTROCHEMICAL CELL TYPE SENSITIVE ELEMENT IN ATEX ENCLOSURE					Suitable for toxic gas detection (measuring in ppm)		
	42	RL	AS-M	AS-C	LE	MB	Replacement sensor
	4-20 mA	Relay	For connection to INIM addressable modules	For connection to SmartLine conventional control panels	Direct connection to INIM loops	For MODBUS connection	
Nitrogen dioxide	INE701H-42	INE701H-RL	INE701H-AS-M	INE701H-AS-C	INE701H-LE	INE701H-MB	INRE-701H
Carbon monoxide	INE703H-42	INE703H-RL	INE703H-AS-M	INE703H-AS-C	INE703H-LE	INE703H-MB	INRE-703H
Ammonia (500 PPM)	INE707H-42	INE707H-RL	INE707H-AS-M	INE707H-AS-C	INE707H-LE	INE707H-MB	INRE-707H
Ammonia (2000 PPM)	INE708H-42	INE708H-RL	INE708H-AS-M	INE708H-AS-C	INE708H-LE	INE708H-MB	INRE-708H
Oxygen (Excess)	INE710H-42	INE710H-RL	INE710H-AS-M	INE710H-AS-C	INE710H-LE	INE710H-MB	INRE-710H
Oxygen (Defect)	INE711H-42	INE711H-RL	INE711H-AS-M	INE711H-AS-C	INE711H-LE	INE711H-MB	INRE-711H

DETECTORS WITH ELECTROCHEMICAL CELL TYPE SENSITIVE ELEMENT IN ATEX ENCLOSURE WITH LCD TOUCHSCREEN DISPLAY					Suitable for toxic gas detection (measuring in ppm)		
	42	RL	AS-M	AS-C	LE	MB	Replacement sensor
	4-20 mA	Relay	For connection to INIM addressable modules	For connection to SmartLine conventional control panels	Direct connection to INIM loops	For MODBUS connection	
Nitrogen dioxide	INE701HT-42	INE701HT-RL	INE701HT-AS-M	INE701HT-AS-C	INE701HT-LE	INE701HT-MB	INRE-701H
Carbon monoxide	INE703HT-42	INE703HT-RL	INE703HT-AS-M	INE703HT-AS-C	INE703HT-LE	INE703HT-MB	INRE-703H
Ammonia (500 PPM)	INE707HT-42	INE707HT-RL	INE707HT-AS-M	INE707HT-AS-C	INE707HT-LE	INE707HT-MB	INRE-707H
Ammonia (2000 PPM)	INE708HT-42	INE708HT-RL	INE708HT-AS-M	INE708HT-AS-C	INE708HT-LE	INE708HT-MB	INRE-708H
Oxygen (Excess)	INE710HT-42	INE710HT-RL	INE710HT-AS-M	INE710HT-AS-C	INE710HT-LE	INE710HT-MB	INRE-710H
Oxygen (Defect)	INE711HT-42	INE711HT-RL	INE711HT-AS-M	INE711HT-AS-C	INE711HT-LE	INE711HT-MB	INRE-711H
Acetylene	INE709PT-42	INE709PT-RL	INE709PT-AS-M	INE709PT-AS-C	INE709PT-LE	INE709PT-MB	INRE-709P

DETECTORS WITH INFRARED SENSITIVE ELEMENT IN IP55 ENCLOSURE					Suitable for selective measure of specific gases		
	42	RL	AS-M	AS-C	LE	MB	Replacement sensor
	4-20 mA	Relay	For connection to INIM addressable modules	For connection to SmartLine conventional control panels	Direct connection to INIM loops	For MODBUS connection	
Methane	ING700IR-42	ING700IR-RL	ING700IR-AS-M	ING700IR-AS-C	ING700IR-LE	ING700IR-MB	INRG-700IR
Carbon Dioxide / Butane **	ING701IR-42	ING701IR-RL	ING701IR-AS-M	ING701IR-AS-C	ING701IR-LE	ING701IR-MB	INRG-701IR
LPG	ING705IR-42	ING705IR-RL	ING705IR-AS-M	ING705IR-AS-C	ING705IR-LE	ING705IR-MB	INRG-705IR
Propane	ING706IR-42	ING706IR-RL	ING706IR-AS-M	ING706IR-AS-C	ING706IR-LE	ING706IR-MB	INRG-706IR

DETECTORS WITH INFRARED SENSITIVE ELEMENT IN ATEX ENCLOSURE					Suitable for selective measure of specific gases		
	42	RL	AS-M	AS-C	LE	MB	Replacement sensor
	4-20 mA	Relay	For connection to INIM addressable modules	For connection to SmartLine conventional control panels	Direct connection to INIM loops	For MODBUS connection	
Methane	INE700IR-42	INE700IR-RL	INE700IR-AS-M	INE700IR-AS-C	INE700IR-LE	INE700IR-MB	INRE-700IR
Carbon Dioxide / Butane **	INE701IR-42	INE701IR-RL	INE701IR-AS-M	INE701IR-AS-C	INE701IR-LE	INE701IR-MB	INRE-701IR
LPG	INE705IR-42	INE705IR-RL	INE705IR-AS-M	INE705IR-AS-C	INE705IR-LE	INE705IR-MB	INRE-705IR
Propane	INE706IR-42	INE706IR-RL	INE706IR-AS-M	INE706IR-AS-C	INE706IR-LE	INE706IR-MB	INRE-706IR

** To be specified in the order:


- Detectable gas type (Carbon Dioxide or Butane)
- Threshold for Carbon Dioxide (1000 / 2000ppm, 4000 / 8000ppm or 10000 / 20000ppm)
- Measuring range for Carbon Dioxide (0 - 10000ppm or 0 - 30000 ppm)

INDUSTRIAL RANGE GAS DETECTION GAS DETECTION



DETECTORS WITH INFRARED SENSITIVE ELEMENT IN ATEX ENCLOSURE WITH LCD TOUCHSCREEN DISPLAY

Suitable for selective measure of specific gases

	42	RL	AS-M	AS-C	LE	MB	Replacement sensor
	4-20 mA	Relay	For connection to INIM addressable modules	For connection to SmartLine conventional control panels	Direct connection to INIM loops	For MODBUS connection	
Methane	INE700IRT-42	INE700IRT-RL	INE700IRT-AS-M	INE700IRT-AS-C	INE700IRT-LE	INE700IRT-MB	INRE-700IR
Carbon Dioxide / Butane **	INE701IRT-42	INE701IRT-RL	INE701IRT-AS-M	INE701IRT-AS-C	INE701IRT-LE	INE701IRT-MB	INRE-701IR
LPG	INE705IRT-42	INE705IRT-RL	INE705IRT-AS-M	INE705IRT-AS-C	INE705IRT-LE	INE705IRT-MB	INRE-705IR
Propane	INE706IRT-42	INE706IRT-RL	INE706IRT-AS-M	INE706IRT-AS-C	INE706IRT-LE	INE706IRT-MB	INRE-706IR

** To be specified in the order:

- Detectable gas type (Carbon Dioxide or Butane)
- Threshold for Carbon Dioxide (1000 / 2000ppm, 4000 / 8000ppm or 10000 / 20000ppm)
- Measuring range for Carbon Dioxide (0 - 10000ppm or 0 - 30000 ppm)

Technical Specifications

Operating voltage	11 – 30 Vdc	
Standby current draw	Semiconductor sensors	50 mA
	Catalytic sensors	70 mA
	Electrochemical sensors	30 mA
Current draw in Alarm status	Semiconductor sensors	80 mA
	Catalytic sensors	100 mA
	Electrochemical sensors	60 mA
Operating temperature	from -0 to +40 °C	
Weight	IP55 enclosure	370 g
	ATEX enclosure	1000g
Dimensions	IP55 enclosure	141x100x60 mm
	ATEX enclosure	165x90x80 mm
Maximum ambient air speed in the protected ambient	10 m/S	

Accessory items:

INA55-701 - Gas detector to Android SmartPhone interface

Interfaces the gas detector to a smartphone with Android operative system, allows you to read and change the detector parameters and simulate pre-alarm, alarm and fault status. Complete with CD containing the required app.

INB55 - 1 litre tester canister for gas detectors

Functionality tester for gas detectors, to be used by qualified persons only, sufficient for approximately 8 tests.

INA55-104 - Valve for test cylinders

INA55-108 - Cup for test aerosol delivery

INA55-109 - Inox steel mounting bracket for ATEX standard detectors (without display)

INA55-110 - Valve with Flowmeter

Disposable canisters | Gas

INB55-100	Propane 20% L.E.L., suitable for LPG detectors also
INB55-101	Propane 40% L.E.L., suitable for LPG detectors also
INB55-102	Methane 20% L.E.L.
INB55-103	Methane 40% L.E.L.
INB55-104	Hydrogen 20% L.E.L.
INB55-105	Hydrogen 40% L.E.L.
INB55-106	Acetylene 20% L.E.L.
INB55-107	Acetylene 40% L.E.L.
INB55-108	Carbon monoxide, 100 p.p.m.
INB55-109	Carbon monoxide, 200 p.p.m.
INB55-110	Oxygen 27% volume
INB55-111	Isobutane 20% L.E.L., suitable for petrol fumes detectors also
INB55-112	Isobutane 40% L.E.L., suitable for petrol fumes detectors also
INB55-113	Oxygen 15% volume